



Temporary Cement



TempoSIL<sup>®</sup> 2

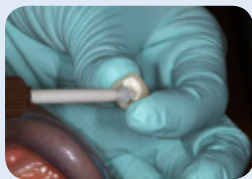
## **ONE temporary PVS cement material for different surfaces and indications**

- Secure adhesion of provisional restorations to natural tooth structure, core build up material and metal alloys as well as zirconia
- Simple application as well as easy removal
- Fast setting time
- Two shades for esthetic applications



**TempoSIL 2** guarantees optimal adhesion on different surfaces as well as superior marginal integrity. The ideally balanced elasticity of the TempoSIL 2 formulation ensures for trouble-free removal of excess temporary cement. For esthetic applications, TempoSIL 2 is now available in 2 different shades: white and dentin.

### Clinical case: provisional restoration



Apply TempoSIL 2 directly into the restoration using the Oral Tip.



Seat the restoration using gentle pressure.



Hold the restoration in place between 30-60 s.



After setting, remove excess TempoSIL 2 cement.

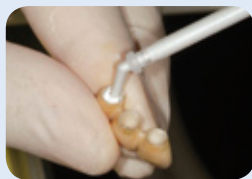


Cemented provisional restoration.

### Clinical case: implant abutments with bridgework



Positioned implant abutments



Apply TempoSIL 2 with the Oral Tip directly into the restoration.



Seat the zirconia restoration by applying gently pressure.



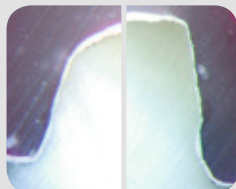
After setting, remove excess TempoSIL 2 material.



Cemented zirconia restoration.

### Superior marginal integrity

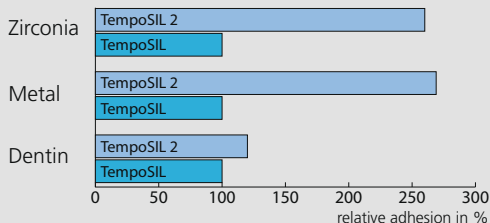
Evaluation of dye penetration into provisional crowns cemented with TempoSIL 2 after 2 weeks at 37 C warm water followed by 24-hour dye penetration.\*



*The superior marginal seal of TempoSIL 2 prevents dye penetration and minimizes wash outs.*

### Secure adhesion

The innovative formulation of TempoSIL 2 delivers micro-mechanical retention on different surfaces.\*



\*Internal measurement

### Trouble-free removal



Removable without leaving any residue.

### Order Information

**3686 TempoSIL 2 Trial Pack**  
1 x TempoSIL 2 dentin 5 ml; 1 x TempoSIL 2 white 5 ml  
15 x MT/BROWN/CLEAR/WHITE/56/WITH OT\*\*

**6727 TempoSIL 2 dentin Intro Kit**  
2 x TempoSIL 2 dentin 5 ml; MT/BROWN/CLEAR/WHITE/56/WITH OT\*\*

**6729 TempoSIL 2 white Intro Kit**  
2 x TempoSIL 2 white 5 ml; 15 x MT/BROWN/CLEAR/WHITE/56/WITH OT\*\*

**6728 TempoSIL 2 dentin Refill**  
4 x TempoSIL 2 dentin 5 ml

**6730 TempoSIL 2 white Refill**  
4 x TempoSIL 2 white 5 ml

**6749 Mixing Tips/Oral Tips**  
40 x MT/BROWN/CLEAR/WHITE/56/WITH OT\*\*

\*\* MT = Mixing Tip, OT = Oral Tip

www.coltenewhaledent.com  
© 2009 Coltène/Whaledent AG

**Coltène/Whaledent AG**  
Feldwiesenstrasse 20  
9450 Altstätten/Switzerland  
Tel. +41 (0)71 757 5300  
Fax +41 (0)71 757 5301  
office@coltenewhaledent.ch

**Coltène/Whaledent Inc.**  
235 Ascot Parkway  
Cuyahoga Falls, Ohio 44223/USA  
Tel. +1 330 916 8800  
Fax +1 330 916 7077  
info@coltenewhaledent.com

**Coltène/Whaledent Ltd.**  
The President Suite-A  
Kendal House, Burgess Hill  
Victoria Way  
West Sussex, RH15 9NF/U.K.  
Tel. +44 (0)1444 235486  
Fax +44 (0)1444 870640  
hq@coltenewhaledent.co.uk

**coltène**  
**whaledent**